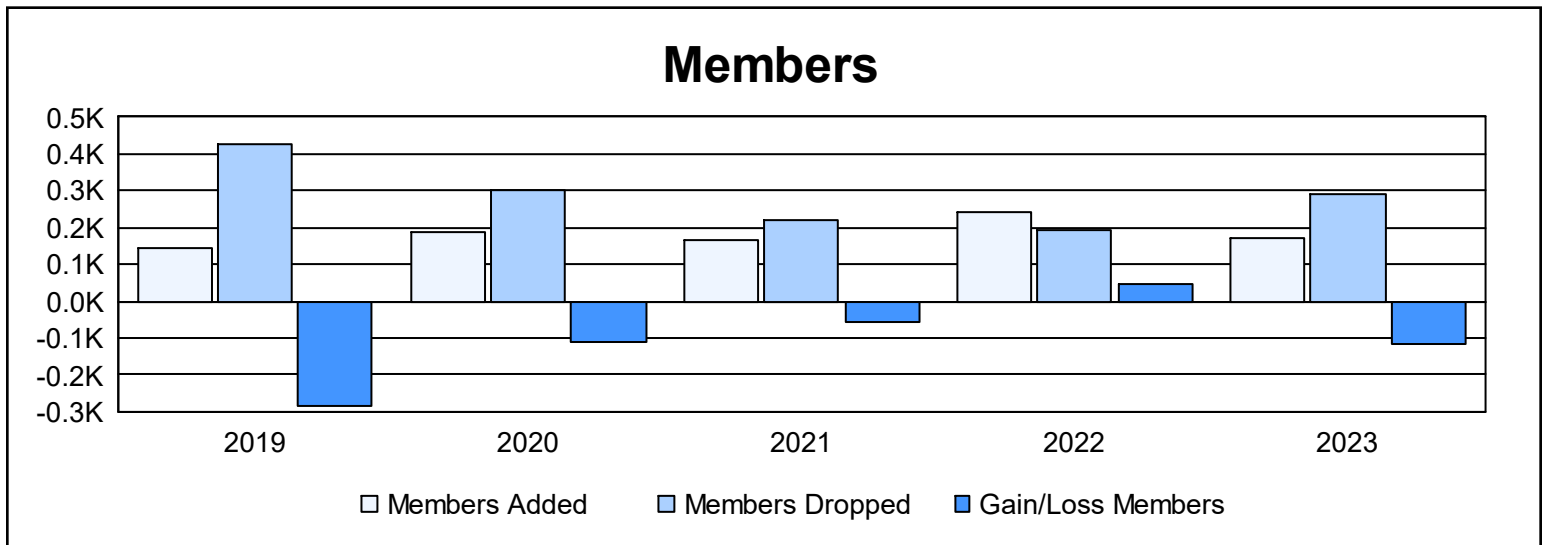
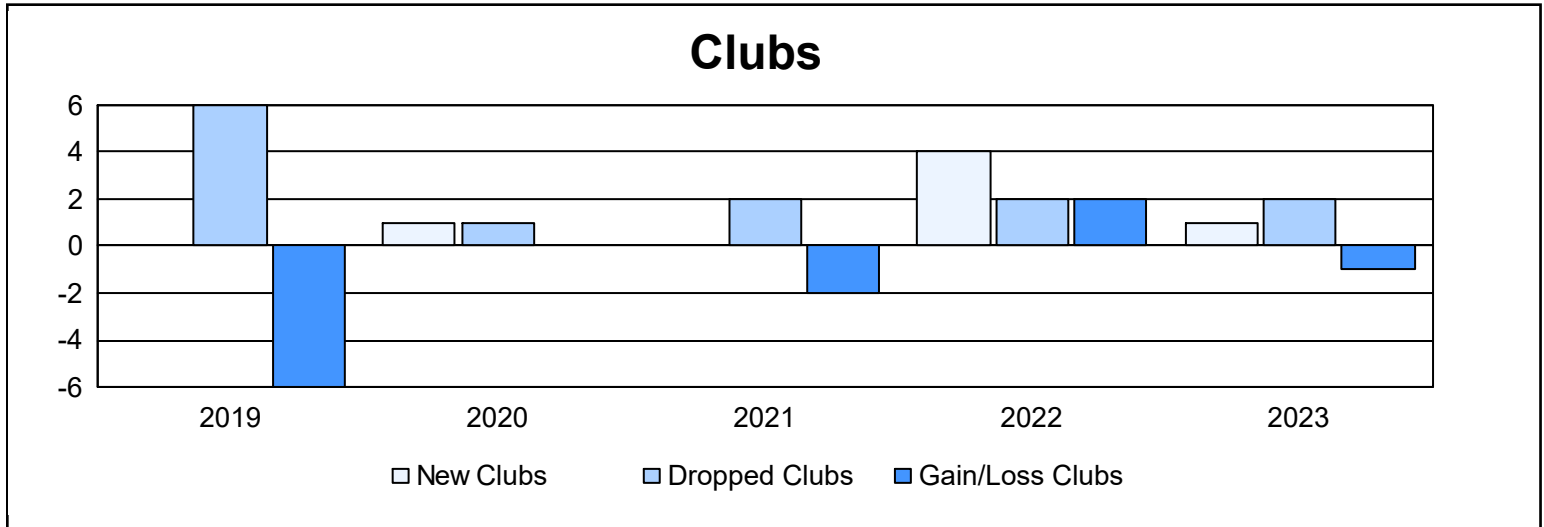
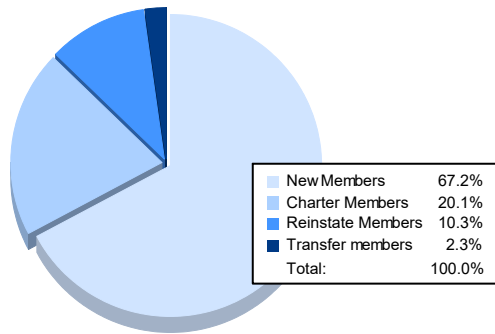


| Year           | New Clubs | Dropped Clubs | Gain/ Loss Clubs | New Members | Charter Members | Reinstate Members | Transfer Members | Total Member Added | Total Members Dropped | Gain/ Loss Members |
|----------------|-----------|---------------|------------------|-------------|-----------------|-------------------|------------------|--------------------|-----------------------|--------------------|
| 2018-2019      | 0         | 6             | -6               | 85          | 14              | 20                | 24               | 143                | 429                   | -286               |
| 2019-2020      | 1         | 1             | 0                | 107         | 55              | 8                 | 18               | 188                | 299                   | -111               |
| 2020-2021      | 0         | 2             | -2               | 153         | 8               | 5                 | 2                | 168                | 222                   | -54                |
| 2021-2022      | 4         | 2             | 2                | 109         | 118             | 8                 | 6                | 241                | 193                   | 48                 |
| 2022-2023      | 1         | 2             | -1               | 117         | 35              | 18                | 4                | 174                | 289                   | -115               |
| <b>Average</b> | <b>1</b>  | <b>3</b>      | <b>-1</b>        | <b>114</b>  | <b>46</b>       | <b>12</b>         | <b>11</b>        | <b>183</b>         | <b>286</b>            | <b>-104</b>        |



### Membership Composition June 2023 Cumulative



### Gender Composition June 2023 Cumulative

